



UNDERGRADUATE CAREER OUTCOMES REPORT

CLASS OF 2024



Contents

- 1. Introduction**
- 2. Full-time Employment Rate & Outcomes**
- 3. Continuing Education & Internship Insights**
- 4. Salary & Compensation Trends**
- 5. Employment By Geographic Region**
- 6. Industry and Job Function Trends**
- 7. Top Employers by Industry**

NYU STERN SCHOOL OF BUSINESS

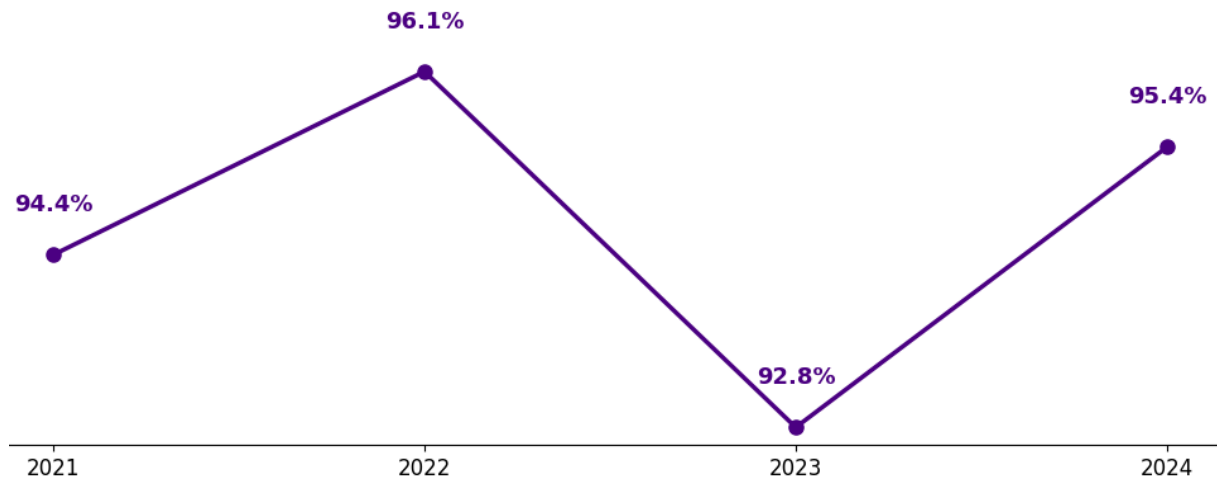
CAREER OUTCOMES REPORT INTRODUCTION

This report contains detailed post-graduation career outcomes for the **NYU Stern Undergraduate College Class of 2024**, which consisted of 796 graduates whose degrees were conferred between August 2023 and May 2024. Data was collected up to six months after graduation through NYU's annual *Life Beyond the Square (LBTS)* survey, with additional input from other sources, including information shared online (e.g., LinkedIn) and direct phone and email communication with students. The total *knowledge rate* for the Class of 2024 was 85.1%, or 677 confirmed career outcomes. The following pages contain details on these outcomes, with a particular focus on those who chose to pursue full-time employment.

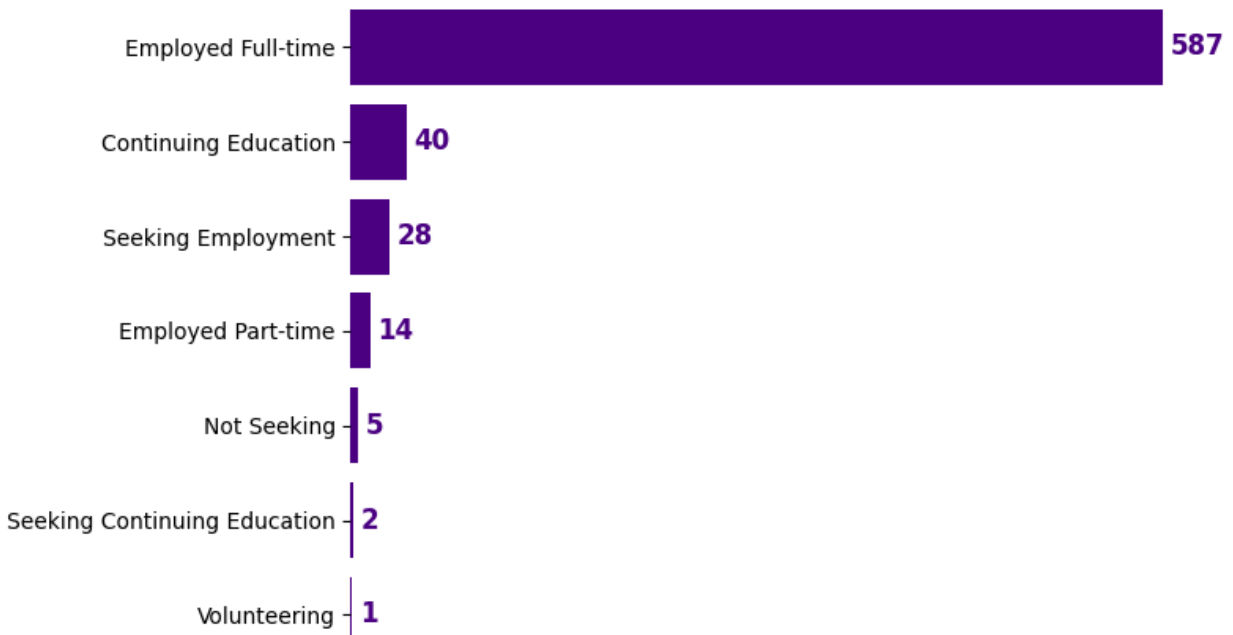


CLASS OF 2024 FULL-TIME EMPLOYMENT RATE

In the Class of 2024, **95.4% of students** who sought full-time employment had obtained a full-time role within three months of graduation. The chart below shows historical full-time employment outcomes dating back to the Class of 2021.



CLASS OF 2024 OUTCOMES POST-GRADUATION



**The chart above is based on 677 confirmed career outcomes for the Class of 2024.*

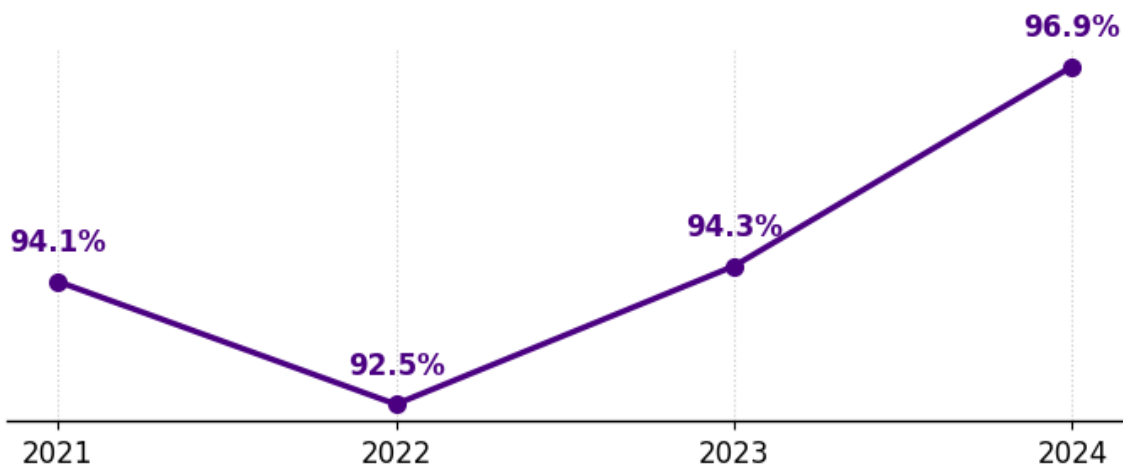


CONTINUING EDUCATION

In the Class of 2024, **5.9% of students reported continuing education** (i.e., graduate school) as their primary post-graduation outcome. Outside of the Stern BS/MS in Accounting program, the most common disciplines were business (17), computer science (4), and law (2), and the most popular institutions were Columbia (7), NYU (4), Cornell (3), and the University of Chicago (3).

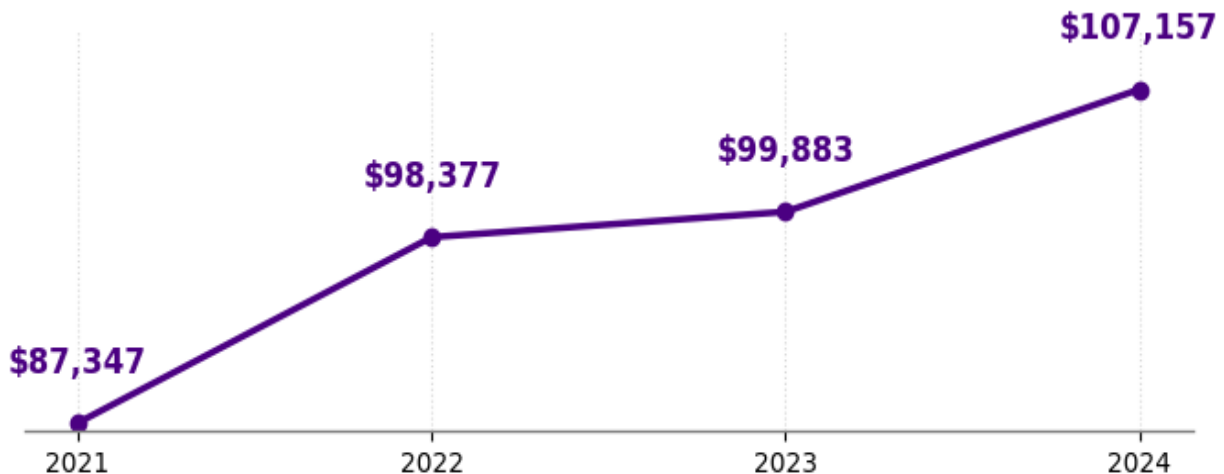
INTERNSHIP INSIGHTS

In the Class of 2024, **96.9% of students reported pursuing at least one business-related internship** prior to graduation. This includes summer internships and fall or spring semester-based internships, which are common for NYU Stern students given the school's proximity to businesses in New York City. The chart below shows historical internship data.



SALARY & COMPENSATION TRENDS

The average total compensation (base salary + signing bonus) for Class of 2024 graduates was **\$107,157**. Average compensation for Stern graduates has **increased 22.7% since 2021** and is typically more than **30% higher than the national average** for business majors, according to data from the National Association of Colleges and Employers (NACE).





FULL-TIME EMPLOYMENT BY REGION (2021-2024)


TOP 10 U.S. STATES FOR FULL-TIME EMPLOYMENT

U.S. STATE
1) New York
2) California
3) New Jersey
4) Illinois
5) Texas
6) Florida
7) Washington
8) Pennsylvania
9) Connecticut
10) Massachusetts

TOP 10 INTERNATIONAL DESTINATIONS

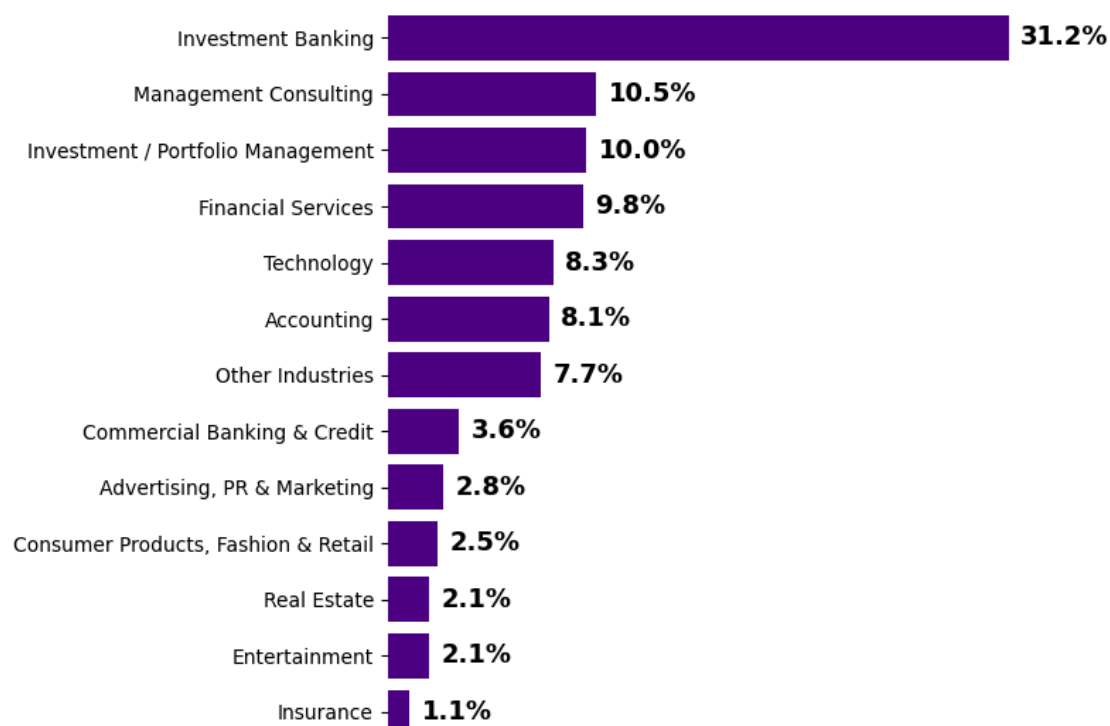
COUNTRY/TERRITORY
1) China
2) Hong Kong
3) United Kingdom
4) Canada
5) India
6) United Arab Emirates
7) Korea
8) Japan
9) France
10) Brazil

GEOGRAPHIC REGION BREAKDOWN (2021-2024)



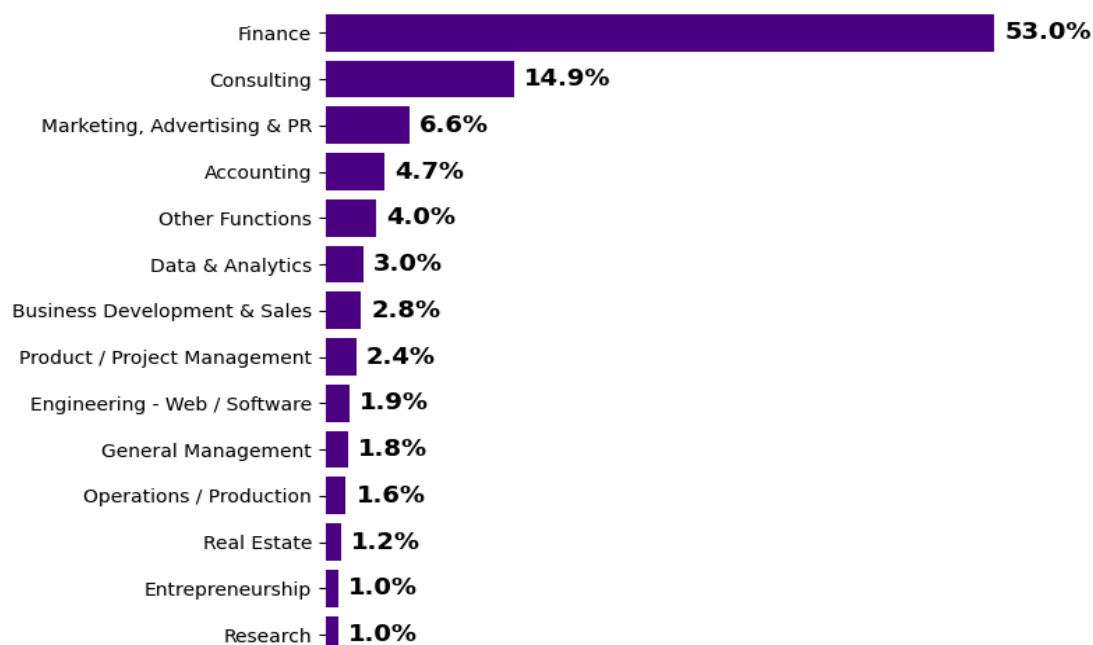


TRENDS IN EMPLOYMENT BY INDUSTRY (2021-2024)



**Other includes Aerospace, Automotive, Biotech & Life Sciences, Civil Engineering, Construction, Design, Education, Energy & Utilities, Environmental Services, Government, Healthcare/Pharma, Legal/Law Enforcement, Manufacturing, Non-Profit, Tourism/Hospitality, Telecomm, Transportation & Logistics.*

TRENDS IN EMPLOYMENT BY JOB FUNCTION (2021-2024)



**Other includes Actuarial Science, Customer/Technical Support, Design/Art, Education/Teaching/Training, Environmental/Sustainability Management, Healthcare Services, Human Resources, Information Technology, Legal, Logistics & Supply Chain.*

TOP EMPLOYERS BY INDUSTRY (2021-2024)

ACCOUNTING & CONSULTING FIRMS	BANKING & FINANCIAL INSTITUTIONS	OTHER INDUSTRIES (E.G., TECH, MEDIA, CONSUMER PRODUCTS)
Accenture (11)	Bank of America (41)	Adobe Systems (4)
Alvarez & Marsal, LLC (10)	Barclays (40)	Amazon (10)
Ankura (5)	BlackRock (23)	American Express (10)
Bain & Company (9)	Citi (60)	Cognizant (3)
Boston Consulting Group (11)	Deutsche Bank (22)	Google, Inc. (4)
Capgemini (5)	Evercore (22)	IBM (9)
Deloitte (57)	Goldman Sachs (50)	L'Oreal (6)
EY (40)	Guggenheim Partners (20)	Lippincott (3)
EY-Parthenon (22)	HSBC (13)	Madison Square Garden (4)
FTI Consulting (12)	JPMorgan Chase (84)	Marsh (4)
Kearney (3)	Morgan Stanley (47)	Mastercard (8)
KPMG LLP (15)	Nomura (14)	Meta (3)
McKinsey & Company (11)	SMBC (18)	Microsoft (10)
Oliver Wyman (3)	*UBS/Credit Suisse (56)	NBCUniversal (4)
PwC (96)	Wells Fargo (31)	Visa, Inc. (3)

**UBS acquired Credit Suisse in 2023*

The Stern Undergraduate College Career Outcomes Report was prepared by the NYU Stern Professional Development & Career Education (PDCE) team. Questions about this report may be directed to the PDCE team at uc.careers@stern.nyu.edu.